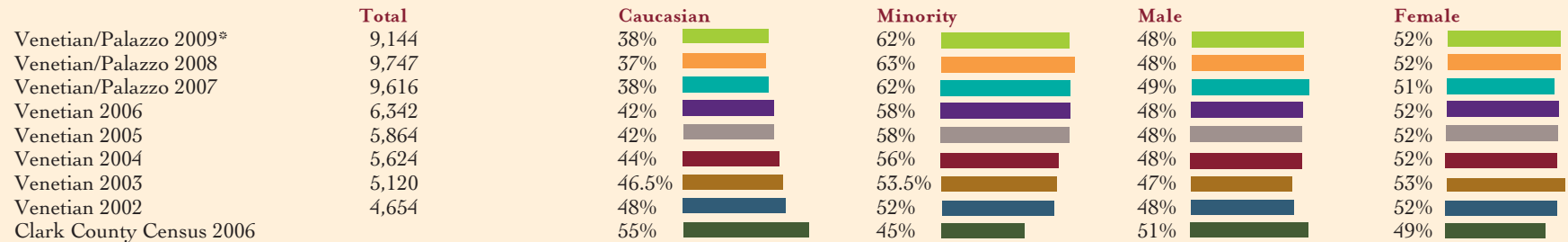




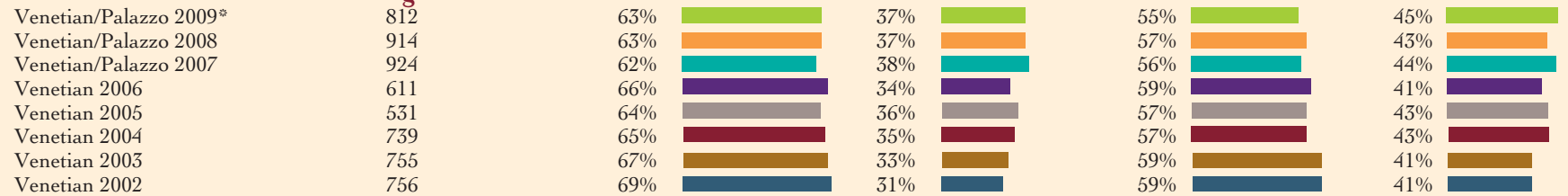
## INNOVATION THROUGH DIVERSITY

\* As of June 30, 2009

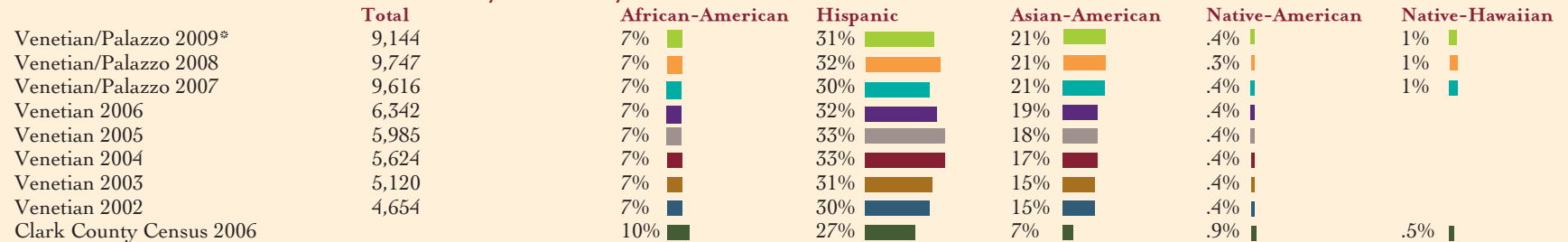
### VENETIAN/PALAZZO Employee Profile



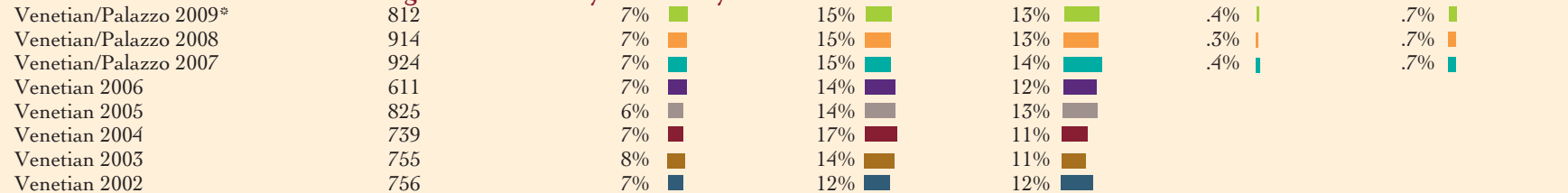
### VENETIAN/PALAZZO Managers & Above Profile



### VENETIAN/PALAZZO Workforce by Ethnicity



### VENETIAN/PALAZZO Managers & Above by Ethnicity



## PURCHASING

	2002	2003	2004	2005	2006	2007	2008	2009
Total Purchasing	\$ 195,349,555	\$ 310,283,258	\$ 208,398,488	\$ 187,104,295	\$ 196,423,547	\$ 249,792,142	\$ 362,026,944	\$ 220,045,110
Diversity Expenditures	\$ 4,648,128	\$ 7,411,929	\$ 9,343,822	\$ 11,971,278	\$ 19,221,244	\$ 20,354,466	\$ 34,310,787	\$ 12,416,933